



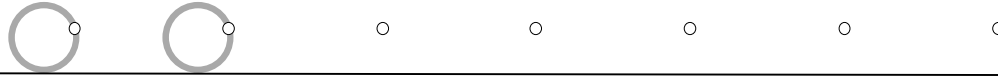
5

Unit Five

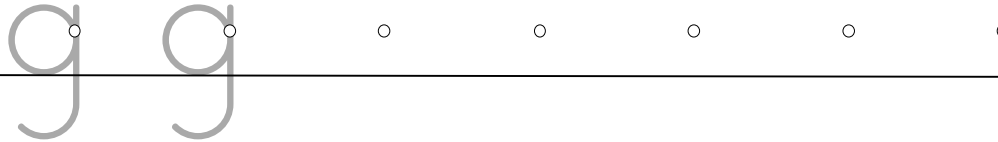
Lesson 5.1

Say the sound then trace it. Then write it 5 times.

Start at the dot. Curl up like a rainbow. Swing up to the start.



Start at the dot. Curl up like a rainbow. Swing up to the start. Fall down into the basement and hook.



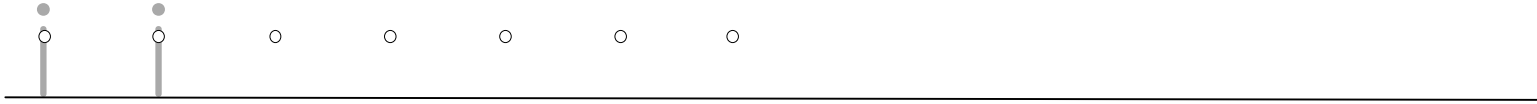
Say the word and trace it. Then write it 3 times on the next line. Say each sound before you write it.




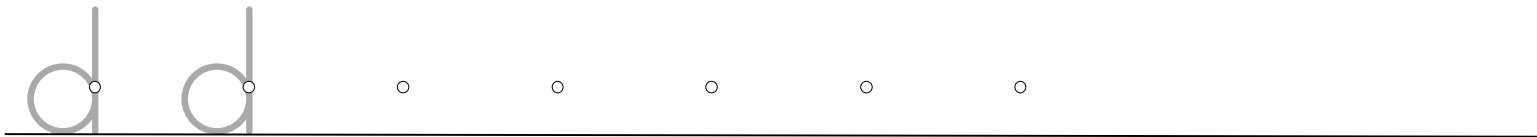
Lesson 5.1

Say the sound then trace it. Then write it 5 times.

Start at the dot. Fall down to the line and dot..



Start at the dot. Curl up like a rainbow. Swing up high. Fall down to the line.



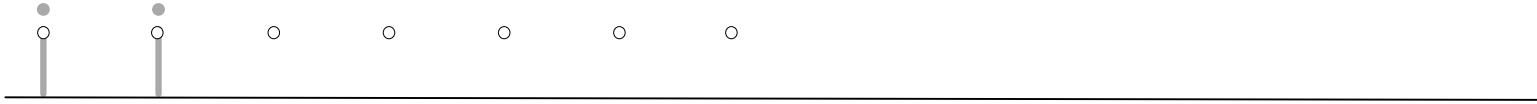
Say the word and trace it. Then write it 3 times on the next line. Say each sound before you write it.



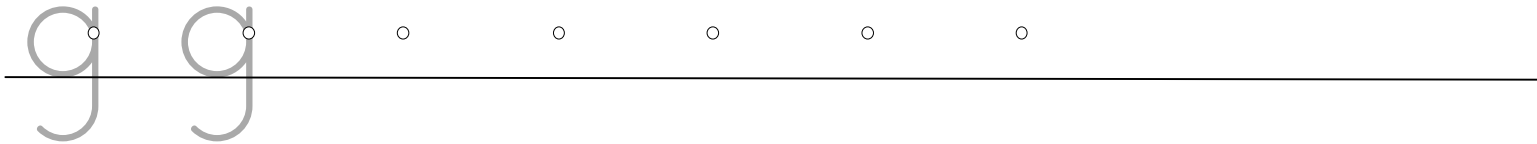
Lesson 5.1

Say the sound then trace it. Then write it 5 times.

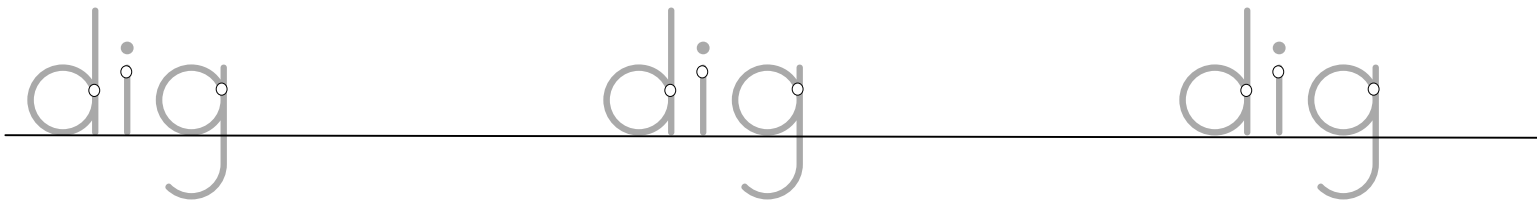
Start at the dot. Fall down to the line and dot..



Start at the dot. Curl up like a rainbow. Swing up to the start. Fall down into the basement and hook.



Say the word and trace it. Then write it 3 times on the next line. Say each sound before you write it.




Lesson 5.2

Say each sound and trace it. Then write it 5 times.

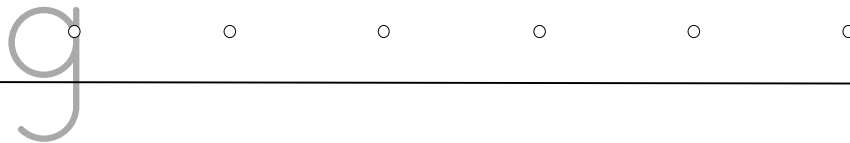
Start at the dot. Curl up like a rainbow. Swing around to the start. Fall down to the line.



Start at the dot. Curl up like a rainbow. Swing up high. Fall down to the line.



Start at the dot. Curl up like a rainbow. Swing up to the start. Fall down into the basement and hook.



Start at the dot. Fall down to the line. Bounce up and curl over. Fall down to the line.




Lesson 5.2

Say each word and trace it. Then write it three times. Say each sound before you write it.



got

got



did

did



dig

dig

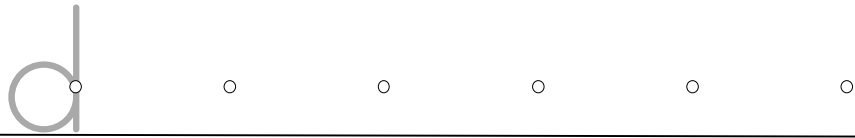
Lesson 5.3

Say each sound and trace it. Then write it 5 times.

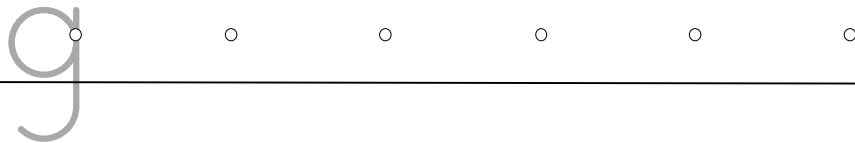
Start at the dot. Curl up like a rainbow. Swing around to the start. Fall down to the line.



Start at the dot. Curl up like a rainbow. Swing up to the start. Fall down into the basement and hook.



Start at the dot. Curl up like a rainbow. Swing up high. Fall down to the line.





Start at the dot. Fall down to the line. Bounce up and curl over. Fall down to the line.



Lesson 5.3

Say each sound
before you
write it.

Say the word and trace it. Then write it 2 times.



Lesson 5.3

Say each sound
before you
write it.

Write the word your teacher says.

The choices are at the bottom of the page.

1.

2.

3.

did dig got


Lesson 5.4

Say each sound and trace it. Then write it 5 times.

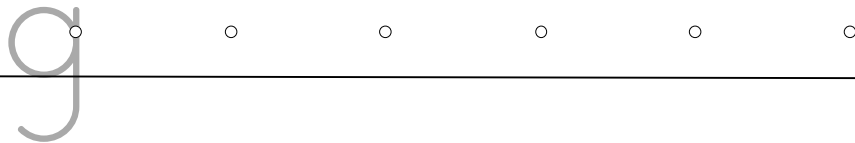
Start at the dot. Curl up like a rainbow. Swing around to the start. Fall down to the line.



Start at the dot. Curl up like a rainbow. Swing up to the start. Fall down into the basement and hook.



Start at the dot. Curl up like a rainbow. Swing up high. Fall down to the line.



Start at the dot. Fall down to the line. Bounce up and curl over. Fall down to the line.



Lesson 5.4

Say each sound
before you
write it.


Say the word and trace it. Then write it 2 times.



dig



got



did

Lesson 5.4

Write the word your teacher says.

1.

2.


3.

a c d f g i m n o p s t

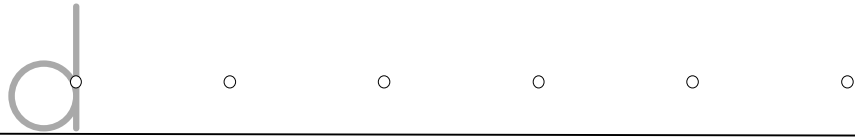
Lesson 5.5

Say each sound and trace it. Then write it 5 times.

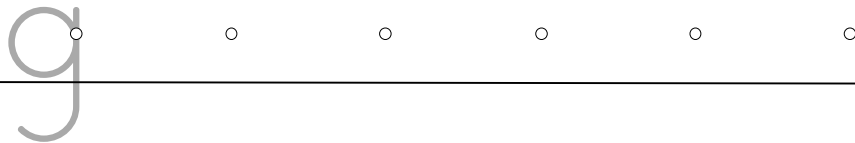
Start at the dot. Curl up like a rainbow. Swing around to the start. Fall down to the line.



Start at the dot. Curl up like a rainbow. Swing up high. Fall down to the line.



Start at the dot. Curl up like a rainbow. Swing up to the start. Fall down into the basement and hook.



Start at the dot. Fall down to the line. Bounce up and curl over. Fall down to the line.



Lesson 5.5

Say each sound
before you
write it.

got

dig

did

Lesson 5.5

Write the word your teacher says.

1.

2.

3.

a c d f g i m n o p s t

Lesson 5.5 - Letter/Sounds Sheet 1

Your teacher will time you to see how many sounds you can say in 20 seconds.
Alternate between Sheet 1 and Sheet 2.

g i d n a c
s d n g f i
d g M p i T
i o n S g d

Sheet #	1	2	1	2	1	2	1	2	1
Date									
Correct/Incorrect									

Lesson 5.5 - Letter/Sounds Sheet 2

Your teacher will time you to see how many sounds you can say in 20 seconds.
Alternate between Sheet 1 and Sheet 2.

i f g n d s
c a n d i g
d g S n o i
T i p M g d

Lesson 5.5 - Words Sheet 1

Your teacher will time you to see how many sounds you can say in 20 seconds.
Alternate between Sheet 1 and Sheet 2.

The dig got did the
did not on got dig
fit got did dig a
dig did sit Sam got

Sheet #	1	2	1	2	1	2	1	2	1
Date									
Correct/Incorrect									

Lesson 5.5 - Words Sheet 2

Your teacher will time you to see how many sounds you can say in 20 seconds.
Alternate between Sheet 1 and Sheet 2.

dig	got	on	not	did
the	did	got	dig	The
got	Sam	sit	did	dig
a	dig	did	got	fit

Lesson 5.6

Say each sound
before you
write it.

Write the sound your teacher says.

a c d f g i m n o p s t

Lesson 5.6

Say each word and trace it. Then write it three times. Say each sound before you write it.




mad

mad



pig

pig



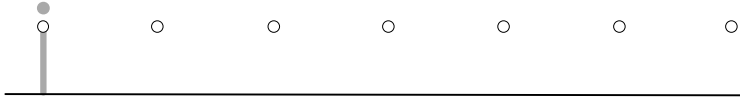
in

in

Lesson 5.7

Say each sound and trace it. Then write it 5 times.

Start at the dot. Fall down to the line and dot.



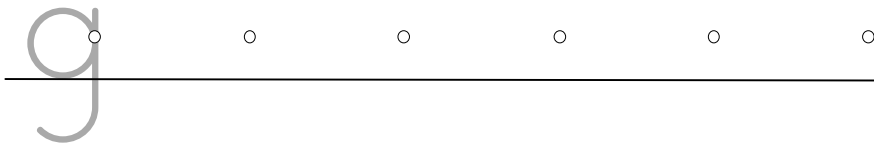
Start at the dot. Fall down to the line. Bounce up. Curl over and down.



Start at the dot. Curl up like a rainbow. Swing up high. Fall down to the line.




Start at the dot. Curl up like a rainbow. Swing up to the start. Fall down into the basement and hook.



Lesson 5.7

Say each sound
before you
write it.


Say the word and trace it. Then write it 2 times.



pig



mad



in

Say each sound
before you
write it.

Write the word your teacher says.

The choices are at the bottom of the page.

1.

2.

3.

mad in pig

Lesson 5.8

Say each sound
before you
write it.

Write the sound your teacher says.

a c d f g i m n o p s t

Lesson 5.8

Say each sound
before you
write it.

mad

in

pig

Lesson 5.8

Write the word your teacher says.

1.

2.

3.

a c d f g i m n o p s t

Lesson 5.9

Say each sound
before you
write it.

dig

did

got

in

pig

mad

Say each sound
before you
write it.

Write the word your teacher says.

1.

2.

3.


4.

5.

6.

a c d f g i m n o p s t

Copy the sentence that matches the picture.



The pig got mad at the cat.
The pig got mad at the map.

Copy the sentence that matches the picture.



Tom can sit.
Tom can dig.

Say each sound
before you
write it.

Write the word your teacher says.

1.

2.

3.

4.

5.

6.

a c d f g i m n o p s t

Lesson 5.10 - Words Sheet 1

Your teacher will time you to see how many sounds you can say in 20 seconds.
Alternate between Sheet 1 and Sheet 2.

got mad in pig did

dig pig fit mad in

in on pig can mad

pig in mad not sit

Sheet #	1	2	1	2	1	2	1	2	1
Date									
Correct/Incorrect									

Lesson 5.10 - Words Sheet 2

Your teacher will time you to see how many sounds you can say in 20 seconds.
Alternate between Sheet 1 and Sheet 2.

in mad fit pig dig

did pig in mad got

sit not mad in pig

mad can pig on in