

## Lesson 1: Story Context

### Getting Started

It is important to know that Cay is pronounced "key." This is where the word "key" as in the Florida Keys comes from. This adventure book will take you on an incredible journey where two very different people are forced to survive in harsh conditions together.

Before you begin reading, today you will learn more about the setting and context of the story. The story takes place during World War II, a war fought among many different countries, including the United States, between the years of 1939 and 1945. The German leader, Hitler, was waging war on European countries in order to take control of them. Along the way, he was killing many innocent people. He joined forces with the Japanese, and they attacked many European countries and an American ship in Pearl Harbor. You will learn more about World War II next year. If you are using the "Timeline of American History," put the beginning and ending dates for World War II.

Phillip, the main character of the book, is American. However, he is living on a small Caribbean island called Curacao during the war. Curacao is an island governed by the Netherlands. Many islands in the Caribbean were governed by European nations during this time.

### Stuff You Need

- ✓ "Timeline of American History"\* (optional)
- ✓ journal
- ✓ colored pencils or markers\* (Activity 2 - Option 1)
- ✓ map of South America and the surrounding islands

### Ideas to Think About

- How are countries and groups of people interdependent?
- In what ways have diverse groups of people suffered discrimination?

### Things to Know

- Nations fighting against the United States in World War II were called Axis Powers.
- Nations fighting against the Axis powers were called Allied Powers, which included the U.S.

- Curacao is part of the Dutch Islands found off the coast of Venezuela.

## Activities

### Activity 1: Setting Map

On a map of South America, locate Venezuela and look for the Dutch Islands. Draw and label the Dutch Islands on the "Setting Map" activity page.

### Activity 2: Exploring Curacao

Look for information about the island of Curacao, where the story begins. You can use books or Internet resources. The following websites have great information. Select one of the two options provided.

#### Curacao

[www.movingbeyondthepage.com/link/126/](http://www.movingbeyondthepage.com/link/126/)

#### Britannica Kids – Curacao

[www.movingbeyondthepage.com/link/10051/](http://www.movingbeyondthepage.com/link/10051/)

This webpage provides information about Curacao's economy, history, and government.

### Option 1

Write a paragraph for a travel brochure that highlights the natural beauty that awaits tourists who visit the island. Describe what people will see and what they can do on the island. Then draw a picture that could be included in the brochure. Keep in mind that the brochure is meant to attract tourists to the island. You can use the "Exploring Curacao" (Option 1) page for your paragraph and drawing.

### Option 2

After you have read about the island of Curacao, fill in the Venn diagram on the "Exploring Curacao" (Option 2) page to compare Curacao to your own community. Compare the culture and the environment. Then, in your journal, record three things you would enjoy about living in Curacao and three things that might be hard to adjust to.

**Activity 3: Island Art**

The art of the Caribbean has a unique appeal. Many paintings from Caribbean artists are bright and colorful, often reflecting island life. The following websites will let you see a sampling of Caribbean art. Look through the paintings and find one that appeals to you. Write down five things you like about the subject of the painting (what has been painted) and three things about the technique the artist used. Then give the painting a new title.

<b>Island Art 1</b>
<a href="http://www.movingbeyondthepage.com/link/8127/">www.movingbeyondthepage.com/link/8127/</a>

<b>Island Art 2</b>
<a href="http://www.movingbeyondthepage.com/link/5664/">www.movingbeyondthepage.com/link/5664/</a>

<b>Island Art 3</b>
<a href="http://www.movingbeyondthepage.com/link/5372/">www.movingbeyondthepage.com/link/5372/</a>

**Activity 4: About World War II**

Find material online or in a reference book about World War II or read about it at the following website.

<b>World War II</b>
<a href="http://www.movingbeyondthepage.com/link/3965/">www.movingbeyondthepage.com/link/3965/</a>
This webpage from DK find out! summarizes the main points of the war. You can click the pictures on the right to learn more.

Look for information about the events of the war that occurred around the time the story takes place (1941,1942, and 1943). Answer the following questions in your journal.

- What were some causes for the war?
- What countries fought in the war?
- Where was much of the war fought?
- Who won the war?

**Activity 5: Axis and Allies**

World War II was one of the most horrible wars in modern history. During war,

countries often join together to gain control of more people and land or to defend against other countries. Nazi Germany, which was run by a dictator named Hitler, joined forces with Italy and Japan. Hitler discriminated against Jewish people and had many of them killed. The United States, England, France, the Soviet Union, and the other Allied countries defended themselves and others against Hitler and his control.

Alliances of World War II	
Major Axis Powers	Major Allied Powers
Italy	United States
Germany	England
Japan	Soviet Union
Hungary	France
Romania	China
Spain	Poland

Look online or in other resources and try to find the reasons both sides were fighting. Write about three goals or missions that both sides were fighting for on the "Axis and Allies" page.

During the course of the war, Germany seized most of Europe, including the Netherlands (Holland). Curacao is governed by the Dutch (the people of Holland). Curacao supplied oil to the Allied powers, so it was an important island during World War II. The United States stationed men to protect the precious oil that was transported from Curacao.

**Activity 6: Types of Boats**

The book mentions many different types of boats. Learning about the different types of boats will help you to understand events in the story. On the "Types of Boats" activity page you will find names and pictures of boats found in the novel. Match the name of each boat with its picture and description. Use the Internet to help you as needed.

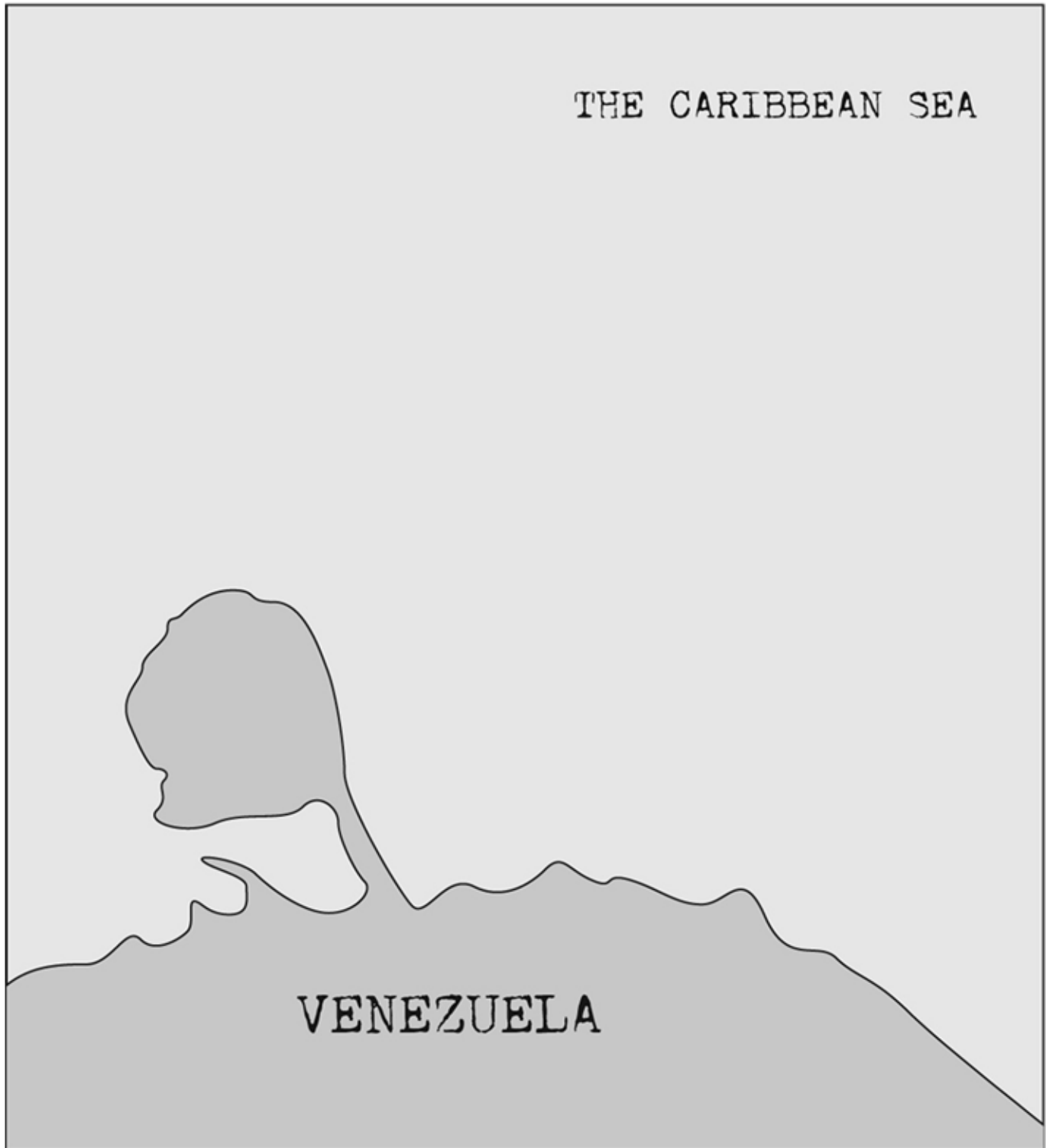
**Wrapping Up**

Today you learned more about the island of Curacao, which serves as the setting at the beginning of the book. You also learned a little about the history of World War II and the

countries involved. Each of the activities you completed today will help you to better understand *The Cay* and the historical and geographical setting of the book.

# Setting Map

**Directions:** On a map of South America, locate Venezuela and look for the Dutch Islands. Draw and label the Dutch Islands (off the coast of Venezuela) on the map.



# Exploring Curaçao

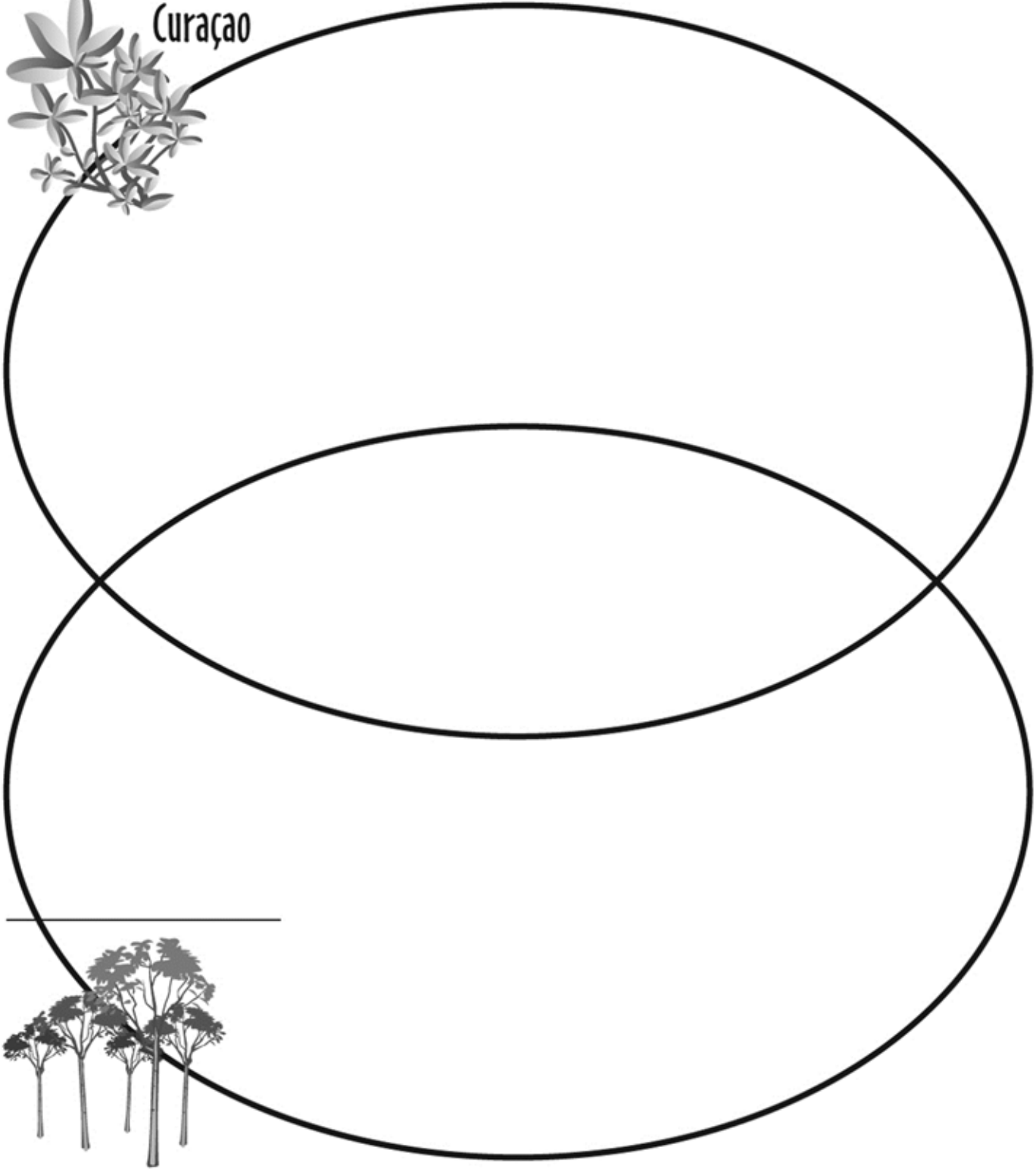
**Directions:** Research Curaçao and write a paragraph for a travel brochure. Then draw a picture for the brochure.



Handwriting lines for writing a paragraph.

# Exploring Curaçao


**Directions:** Research Curaçao and create a Venn diagram to compare it to your own community in regard to culture and the environment.







# Axis and Allies



The Axis Powers were fighting for...

1. \_\_\_\_\_

\_\_\_\_\_

\_\_\_\_\_

2. \_\_\_\_\_

\_\_\_\_\_

\_\_\_\_\_

3. \_\_\_\_\_

\_\_\_\_\_

\_\_\_\_\_

The Allied Powers were fighting for...

1. \_\_\_\_\_

\_\_\_\_\_

\_\_\_\_\_

2. \_\_\_\_\_

\_\_\_\_\_

\_\_\_\_\_

3. \_\_\_\_\_

\_\_\_\_\_

\_\_\_\_\_

# Types of Boats

Directions: Match the name of each boat with its picture and description.

Oil Tanker

a boat that has fore and mast sails on two or more masts

Lifeboat

a large boats designed to transport oil

Schooner

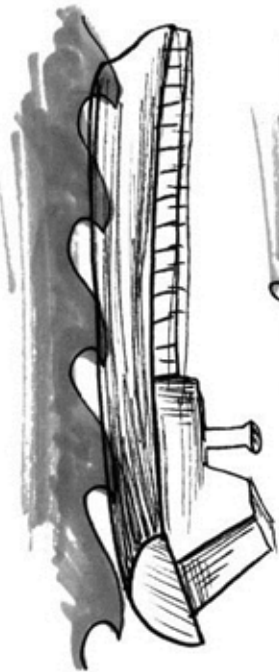

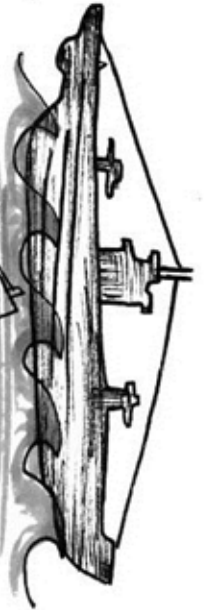
a small craft aboard a ship designed for quick escape

German U-boat

a fast warship

Destroyer

a military submarine



## Parent Overview

## Lesson 1: Story Context

### Getting Started

#### ? Big Ideas

- How are countries and groups of people interdependent?
- In what ways have diverse groups of people suffered discrimination?



#### Facts and Definitions

- Nations fighting against the United States in World War II were called Axis Powers.
- Nations fighting against the Axis powers were called Allied Powers, which included the U.S.
- Curacao is part of the Dutch Islands found off the coast of Venezuela.

#### ⦿ Skills

- Recognize the impact of war on a nation. (SS)
- Analyze and integrate information from one or more sources including graphs, charts, and maps to expand understanding of text. (LA)

### Introducing the Lesson

Explain to your child that in this lesson he will learn some important background information that will help him better understand the novel *The Cay*. Tell your child that the novel is set during World War II.

### Outline of Activities and Answer Keys

#### Activity 1: Setting Map

On the map provided, your child will label the Dutch Islands. Check his map against a map of South America for accuracy.

#### Activity 2: Exploring Curacao

For this activity, your child will find information on the island of Curacao and choose one of two options.

##### Option 1

For this option, your child will write a paragraph for a travel brochure that highlights the natural beauty of the island and the activities tourists will find on their visit. Then he will illustrate a picture to include on the brochure. Encourage him to share his brochure when he is done.

##### Option 2

For this option, your child will fill in a Venn diagram comparing his community's culture and environment to Curacao. Encourage him to share and explain the diagram when he finishes.

#### Activity 3: Island Art

This art appreciation activity asks your child to peruse Caribbean artwork and to select a painting to study in depth. Have your student share with you the five things he liked about the subject of the painting (what was painted), three things about the technique the artist used, and the new title he chose for the painting.

#### Activity 4: About World War II

Your child will read some information about World War II to learn the causes of the war, which countries fought in the

war, where much of the war was fought, and who won. Discuss the answers with him.

- What were some causes for the war? (The attempts to "appease" Germany did not stop their aggression. Germany invaded Poland and France. Britain defended their allies by declaring war on Germany.)
- What countries fought in the war? (The Axis countries — Germany, Italy, and Japan — fought the Allies — primarily Britain, the U.S., and the Soviet Union. Other Allied countries included China and countries such as Canada, Mexico, and Australia)
- Where was much of the war fought? (The battle was fought in many locations, but most battles took place in Europe, in the Pacific Ocean, or in eastern Asia.)
- Who won the war? (the Allied countries)

**Activity 5: Axis and Allies**

Answers on this sheet will vary. Review your child's answers and check to see that he has found reasons that both sides fought in the war.

**Activity 6: Types of Boats**

Check to see that your child matched the definitions, illustrations, and descriptions of the different boats that are discussed in the novel.

Types of Boats Answer Key		
Name	Description	Image
Schooner	A boat that has fore and mast sails on two or more masts	second image
German U-Boat	A military submarine	third image
Destroyer	A fast warship	first image
Lifeboat	A small craft aboard a ship designed for quick escape	fourth image
Oil Tanker	a large boat designed to transport oil	last image

**Wrapping Up**

**Ideas and Questions to Discuss**

Next, discuss the fact that during wartime, countries often join together to defend against nations or to gain power of nations. Many wars are started because a group of people discriminates against a particular group. In World War II, Hitler discriminated against the Jews for no reason. He decided that the Jewish people were evil and that he would do whatever he could to hurt these people and to gain power over others. Hitler attacked European countries in order to control them, so the Allied powers joined forces to stop Hitler and the Axis powers. The Allied powers did not want a dictator taking control of their governments and taking over their countries. Ask your child the following questions:

- Why do you think people discriminate against others?
- Have you ever witnessed discrimination?

**Things to Review**

Review the countries that were part of the Allied forces and the Axis Powers. Review the fact that Curacao was a very important during World War II because it supplied oil to the Allied Forces.

**Special Notes**

Students will study World War II in depth in the next level of the curriculum.